

APCO Performance Summary

Company Name: **Andersens Floor Coverings Pty Ltd**

Trading As:

ABN: **17009733617**

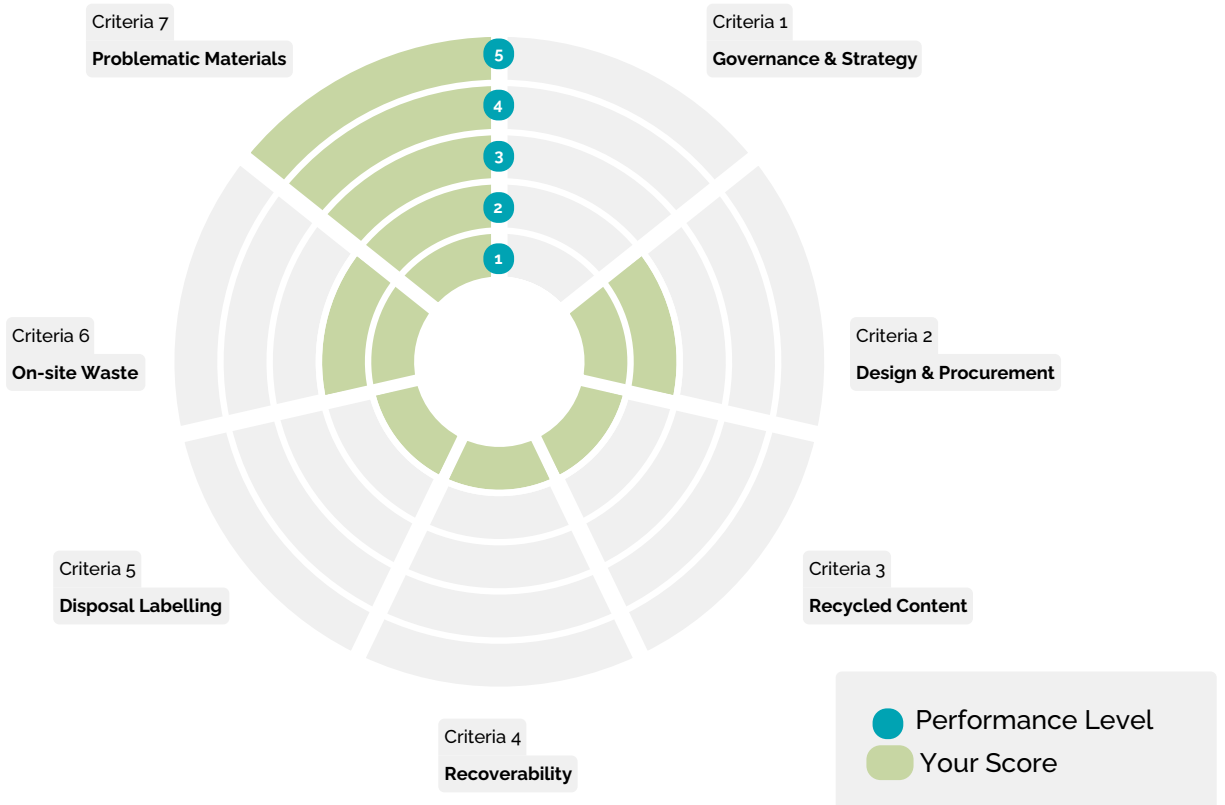
Overall Performance 27% - Good Progress

The score above and chart below indicate your organisation's overall performance in the 2022 APCO Annual Report. With your chosen reporting period of July, 2020 - June, 2021, you have achieved a **Good Progress** overall performance level.



Criteria Performance Levels

The chart below indicates your organisation's performance against each of the Packaging Sustainability Framework criteria in the 2022 APCO Annual Report. Each band represents a performance level with the green indicating your level of performance for each.



Contact

About APCO Annual Reporting

Understanding APCO Annual Reporting performance levels:

- 1 Getting Started:** You are at the start of your packaging sustainability journey.
- 2 Good Progress:** You have made some first steps on your packaging sustainability journey.
- 3 Advanced:** You have taken tangible action on your packaging sustainability journey.
- 4 Leading:** You have made significant progress on your packaging sustainability journey.
- 5 Beyond Best Practice:** You have received the highest performance level and have made significant progress on your packaging sustainability journey.

Packaging Sustainability Framework criteria

Criteria 1:
Governance & Strategy This criteria considers actions to integrate packaging sustainability into business strategies.

Criteria 2:
Design & Procurement This criteria considers actions taken to ensure that sustainability principles are considered in the design or procurement of both new and existing packaging through use of the Sustainable Packaging Guidelines (SPGs).

Criteria 3:
Recycled Content This criteria considers actions taken to increase or optimise the amount of recycled material used by your organisation.

Criteria 4:
Recoverability This criteria considers actions taken to improve the recovery of packaging at end-of-life and increase use of reusable packaging.

Criteria 5:
Disposal Labelling This criteria considers the extent to which packaging has been labelled to help consumers determine what to do with packaging at end-of-life.

Criteria 6:
On-site Waste This criteria considers progress in increasing the amount of on-site solid waste being diverted from landfill.

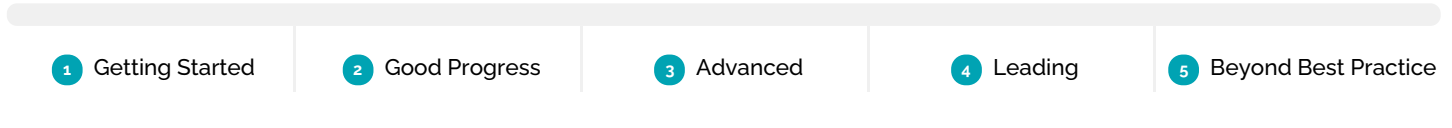
Criteria 7:
Problematic Materials This criteria considers the extent to which organisations are actively phasing out problematic and unnecessary single-use plastic packaging and preventing/reducing litter.

APCO Annual Report Criteria Performance & Responses

Provided below are your organisation's responses to the questions within the APCO Annual Report as well as a performance level for each criteria.

Criteria 1:

Governance & Strategy: 0 Getting Started



Does your organisation have a documented strategy that includes goals (objectives) and targets for packaging sustainability that addresses the Sustainable Packaging Guidelines (SPGs) or equivalent? Yes No

Does your organisation's strategy include a commitment to achieving the 2025 National Packaging Targets? Yes No

Is this strategy integrated within your business processes and has it been approved by an executive or board of directors? Yes No

Do you regularly communicate and promote packaging sustainability objectives and targets within your organisation? Yes No

Do you regularly engage or communicate with external stakeholders (suppliers, final consumers, community groups etc.) about the environmental impacts of your packaging? Yes No

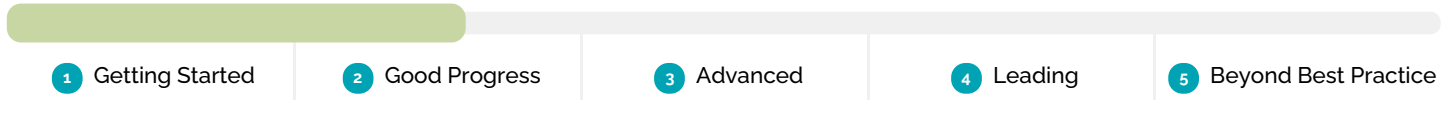
Do you actively participate in any other initiatives to promote packaging sustainability outside of your organisation? Yes No

Supporting Evidence

We currently do not have documented strategies but we are continually working to reduce our waste and recycle as many items as possible in our area.

Criteria 2:

Design & Procurement: 2 Good Progress



How many of your 6500 SKUs have had their packaging reviewed against the Sustainable Packaging Guidelines (or equivalent) in the last 5 years?

0

Please indicate the accuracy of this response.

High

Do you require your suppliers to use the Sustainable Packaging Guidelines (SPGs) or equivalent for your packaging?

Yes No N/A

Please tell us about any positive outcomes from your packaging reviews.

We now have more suppliers using the recycled symbol on there packaging. We are currently doing a review of our packaging to make sure it is both recyclable and using recycled material in the packaging.

Do you believe applying the SPGs delivers business value to your organisation?

Yes No

Which of the following Sustainable Packaging Principles have been considered in reviews of your organisation's packaging against the Sustainable Packaging Guidelines (SPGs)?

Design for recovery

Yes No

Optimise material efficiency

Yes No

Design to reduce product waste

Yes No

Eliminate hazardous materials

Yes No

Use of renewable materials

Yes No

Use recycled materials

Yes No

Design to minimise litter

Yes No

Design for transport efficiency

Yes No

Design for accessibility

Yes No

Provide consumer information on environmental sustainability

Yes No

How many of the 6500 SKUs have packaging that has been optimised for material efficiency in the last 5 years?

525

Please indicate the accuracy of this response.

Low

If yes, please tell us about any material savings you have made.

Our savings have been in converting packaging to recycling rather than landfill so our waste bill has been reduced because of this.

Supporting Evidence

Our bill for recycling is considerably cheaper than our bill for landfill waste. Documents can be provided if needed.

Criteria 3:

Recycled Content: 1 Getting Started

1 Getting Started

2 Good Progress

3 Advanced

4 Leading

5 Beyond Best Practice

Do you have a policy or procedure to buy products and/or packaging made from recycled materials?

Yes No

Which of the following products that you either purchase or sell contain recycled materials?

- Primary packaging that you use to sell your products
- Secondary packaging that you use to sell your products
- Tertiary Packaging that you use to sell your packaging
- Your products
- Other items which you purchase (e.g. office stationary & supplies, building materials such as bollards etc.)
- None of the above

How many 6500 SKUs has at least some packaging that is made from recycled material?

100

Please indicate the accuracy of this response.

Low

If you do not currently use recycled materials in any of your packaging, please indicate why:

- Cannot find a supplier who provides recycled materials
- We cannot use recycled materials in contact with our product
- Cost is prohibitive
- Other (please specify)

Please specify

We are currently looking at increasing the amount of recycled material in the packaging that we use.

- None of the above

Supporting Evidence

Our warehouse manager has been instructed to make sure that all plastic packaging material contains recycled content from now on.

Criteria 4:

Recoverability: 1 Getting Started



How many of your 6500 SKUs have all packaging components that are recoverable (i.e. recyclable or compostable) at end-of-life?

100

Please indicate the accuracy of this response.

Low

How many of your 6500 SKUs have separable components with mixed recoverability at end-of-life? (e.g. a jar that is recyclable with a lid that is not recyclable)

10

Please indicate the accuracy of this response.

Low

How many of your 6500 SKUs have been assessed in the Packaging Recyclability Evaluation Portal (PREP)?

0

If you use compostable packaging, please indicate the type(s) of compostable certification (if any):

- Certified home compostable (AS5810)?
- Certified industrial compostable (AS4736)?
- Certified compostable to another certification (i.e. not AS5810 or AS4736)?
- Compostable (not certified)?
- None of the above

How many of your 6500 SKUs are not recoverable at end-of-life and must go to landfill? (i.e. not recyclable or compostable)

6390

Have you investigated if there are any opportunities to use reusable packaging?

Yes No

If yes, how many of your 6500 SKUs have packaging for which all components are reusable?

100

Please give an indication on the accuracy of this response.

Low

Which of the following reusable business to business items did your organisation utilise during the previous 12 month period?

- Pallets
- Crates
- Drums
- Intermediate Bulk Containers (IBCs)
- Other (please specify)

Please specify

We reuse all carpet cores that are unbroken any broken cores are now sent to a cardboard recycler.

- None of the above

Tick all that apply - Was this reused:

Internally (between your organisation's sites & facilities)?

Externally (with other organisations such as suppliers or customers)?

Pallets	<input checked="" type="radio"/> Internal	<input checked="" type="radio"/> External
Crates	<input type="radio"/> Internal	<input type="radio"/> External
Drums	<input type="radio"/> Internal	<input type="radio"/> External
Intermediate Bulk Containers (IBCs)	<input type="radio"/> Internal	<input type="radio"/> External
Other (specified above)	<input checked="" type="radio"/> Internal	<input checked="" type="radio"/> External

Does your organisation participate in any of the following closed-loop recovery programs/alternative collection systems for your packaging?

- REDcycle
- Terracycle
- Container Deposit Scheme (CDS)
- DrumMUSTER
- Other (please specify)

Please specify

- N/A (All our packaging is recovered through mainstream recovery systems)
- None of the above

Supporting Evidence

Criteria 5:

Disposal Labelling: 1 Getting Started

1 Getting Started

2 Good Progress

3 Advanced

4 Leading

5 Beyond Best Practice

How many of your 6500 SKUs have labelling on-pack to inform the consumer of how to correctly dispose of the packaging?

40

Please indicate the accuracy of this response.

Medium

Which of the following labels does your company presently use?

- Australasian Recycling Label
- Mobius Loop/Recycling symbol
- Tidy man
- Written instructions
- REDcycle logo
- Other (please specify)

Please specify

This label is on the packaging supplied by our supply partners.

- None of the above

Supporting Evidence

If need photos can be supplied

Criteria 6:

On-site Waste: 2 Good Progress

1 Getting Started

2 Good Progress

3 Advanced

4 Leading

5 Beyond Best Practice

Tick which of the following packaging materials you have on-site recycling programs for:

- Paper/cardboard
- Soft plastics
- Rigid plastics
- Timber
- Textiles
- Glass
- Metals
- Other (please specify)

Please specify

- All materials have recycling programs
- None of the above

Over the reporting period, how much of the waste your organisation generated on-site was diverted from landfill (was recycled, composted, reused or sent for energy recovery)?

25%

Please indicate the accuracy of this response.

Low

Which of the following facilities are included in the above waste data?

- Offices
- Warehouses
- Stores

- Manufacturing Facilities
- Other (please specify)

Please specify

- None of the above

Supporting Evidence

Percentages are based on how much material we reuse rather than put into landfill. This is our guesstimate. We recycle all cardboard, timber pallets and majority of our pulled up carpets is reused by the general public.

Criteria 7:

Problematic Materials: 5 Beyond Best Practice

1 Getting Started | 2 Good Progress | 3 Advanced | 4 Leading | 5 Beyond Best Practice

Over the reporting period, which of the following activities did you undertake to help reduce the impact of litter?

- Conduct regular clean ups
- Participate in Business Clean Up Day
- Sponsor a clean up day
- Undertook a litter education campaign
- Other (please specify)

Please specify

- None of the above

Please indicate which of the following problematic, unnecessary and single-use plastic packaging formats or materials your organisation has used over the last five years.

- Lightweight plastic shopping bags
- Fragmentable (e.g. oxo-degradable) plastics
- Expanded polystyrene (EPS) packaging for food and beverage service or retail fresh produce
- EPS loose fill packaging
- Moulded EPS packaging for white/brown goods or electronics
- Rigid polyvinyl chloride (PVC) packaging
- Rigid polystyrene (PS) packaging
- Opaque polyethylene terephthalate (PET) bottles
- Rigid plastic packaging with carbon black
- None of the above

Please indicate which of the following problematic, unnecessary or single-use plastic packaging formats or materials your organisation is actively working to phase out?

- Lightweight plastic shopping bags
- Fragmentable (e.g. oxo-degradable) plastics
- Expanded polystyrene (EPS) packaging for food and beverage service or retail fresh produce
- EPS loose fill packaging
- Moulded EPS packaging for white/brown goods or electronics
- Rigid polyvinyl chloride (PVC) packaging
- Rigid polystyrene (PS) packaging
- Opaque polyethylene terephthalate (PET) bottles
- Rigid plastic packaging with carbon black
- None of the above

Have you successfully phased out any of the above packaging formats or materials in the last 5 years?

- Lightweight plastic shopping bags
- Fragmentable (e.g. oxo-degradable) plastics
- Expanded polystyrene (EPS) packaging for food and beverage service or retail fresh produce
- EPS loose fill packaging
- Moulded EPS packaging for white/brown goods or electronics
- Rigid polyvinyl chloride (PVC) packaging
- Rigid polystyrene (PS) packaging

- Opaque polyethylene terephthalate (PET) bottles
- Rigid plastic packaging with carbon black
- None of the above

Supporting Evidence

Our products are either packaged in cardboard or standard pvc bags or plastic.

Packaging Metrics

Please provide an indication of the accuracy level of your packaging metrics

Low

What packaging materials do you use?

Timber, Other Plastics, Cardboard.

Timber

Total tonnes used	2	Average recycled content (%) (pre consumer)	75
Tonnes reusable packaging	2	Average recycled content (%) (post consumer)	20
Total single use packaging	0	Average recycled content (%) (unknown)	0

Other Plastics

Total tonnes used	5	Average recycled content (%) (pre consumer)	10
Tonnes reusable packaging	0	Average recycled content (%) (post consumer)	0
Total single use packaging	5	Average recycled content (%) (unknown)	10

Cardboard

Total tonnes used	2	Average recycled content (%) (pre consumer)	50
Tonnes reusable packaging	1	Average recycled content (%) (post consumer)	30
Total single use packaging	1	Average recycled content (%) (unknown)	15

Additional Information

- No additional information

Describe initiatives, processes or practices that you have implemented during your chosen reporting period that have improved packaging sustainability

We have collected reusable cores and pallets from our customers to reuse in our warehouse rather than buy new pallets or have them put into landfill.

Describe any opportunities or constraints that affected performance within your chosen reporting period

We have tried through numerous channels to have people collect our recyclable material from the warehouse, unfortunately due to our location we have been unsuccessful on a number of products.

Please use the space below to provide examples or case studies of exemplary packaging sustainability conducted by your organisation. The information provided in the boxes may be used directly in your public facing Annual Report and Action Plan. Submitted case studies might be used by APCO in the future to support other Members in achieving packaging sustainability.

We have our own truck go to our franchise stores and collect all reusable cores and pallets. If we did not do this, these items would end up in landfill. We then reuse these items so that we do not have to use more material to purchase new products. With pallets they can be reused up to 20 times providing they are not damaged in transit.